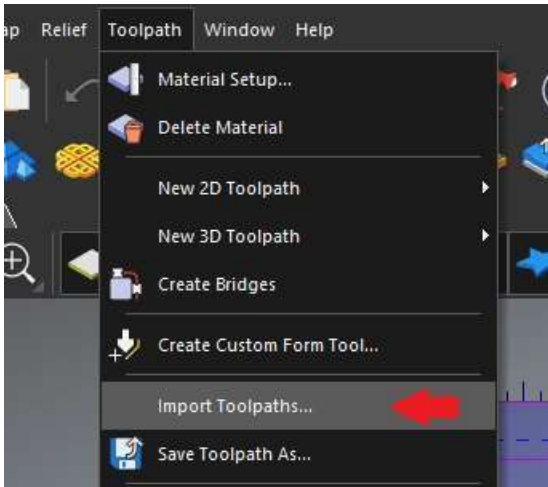


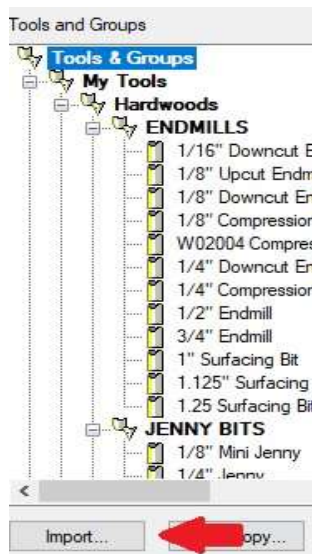
Importing the “JENNY LINE” Tool Database in Carveco

1. Save the JENNY LINE TOOL DATABASE(C).tdb file to your desktop or other location

2. Open the tool database in Carveco




3. Select “Import”



4. Locate and select the file from your desktop and then hit “open”

<input type="checkbox"/>	Name	Date modified	Type
<input type="checkbox"/>	The Jenny Line Tool Database(C).tdb	12/18/2023 11:39 PM	TDB File



The JENNY LINE tools will be added to your tool database!